

Childcare Sufficiency Assessment Report



Review
Autumn 2019-2020

Index	Page No
1. Introduction	3
2. Purpose	3
3. Rationale	3
4. Achievements since the last CSA Review	5
5. Context	5
6. Map of Runcorn and Widnes (split by wards)	7
7. Population of Halton	8
8. Childcare Market Segments	9
9. Structure of the Halton Early Years Market	11
10. Quality of Childcare	13
11. Supply and Estimated Demand of Childcare Places	14
12. Halton SEND Provision	23
13. Disability Access Fund (DAF)	24
14. Affordability of Halton Childcare	25
15. Sustainability	26
16. Staffing	26
17. Average Hourly Rates of Pay – PVI Sector	27
18. Early Years Pupil Premium (EYPP)	28
19. Flexibility of Halton Childcare	29
20. Change in Childcare Places since last CSA and Projected New Places	31
21. Help with Childcare Costs	32
22. Details of which Out of School Clubs pick up from which Schools	33
23. 'At A Glance' Table	36
24. Gaps in Provision	37
25. Conclusion	38
Action Plan	39
26. Glossary of Terms of Definitions	41
27. References	41
29. Contacts	42

1. INTRODUCTION

Research has proven that the earliest years of a child's life are crucial to their development for laying the foundations of success at school and in later life. In Halton, we want to ensure we have high quality childcare available for all parents or carers that need it, in all age ranges. The Family and Childcare Trust Childcare Survey (2018) states: *'Childcare supports parents to work, keeps valuable skills in the workforce, helps children do better at school and can narrow the gap between disadvantaged children and their peers'*.

2. PURPOSE

Sections 6 and 7 of 'The Childcare Act' (2006) and the associated statutory guidance: 'Early Education and Childcare – Statutory guidance for local authorities' (March 2018), requires all Local Authorities in England to undertake and provide an annual childcare sufficiency report to elected council members on how they are meeting their duty to secure sufficient childcare and to make it available to the public.

The Act places a statutory duty upon local authorities to play a strategic role in facilitating the childcare market, ensuring there is secure sufficient childcare, so far as is reasonably practicable, for working parents, or parents who are studying or training for employment, for children aged 0-14 (or up to 18 years for disabled children). The Childcare Sufficiency Assessments give local authorities the chance to work with local partners, filling gaps in the market and shaping childcare services in their area which meets the needs of local families.

The Local Authority is not under a duty to provide the childcare directly. It is intended that formal childcare should, in the main, be delivered by providers in the private and voluntary sectors.

The information in this document has been produced to:

- Assist parents to find suitable childcare across the borough
- Help inform the Local Authority regarding supply and estimated demand for childcare places in all age ranges but in particular for the Free Early Years Entitlement places
- Help anyone who is considering setting up new childcare provision in the borough or becoming a childminder

Note: the data in this report can only provide a 'snapshot' of supply and demand for childcare places, as this can change on a regular basis. Halton Borough Council does not guarantee its accuracy nor does the council accept any liability for any direct or indirect loss, damage or any other consequences arising from the use of the information in this document.

3. RATIONALE

Not all families require childcare. Some parents do not work whilst others work flexibly. Furthermore, some parents rely on extended family members, such as grandparents, rather than use formal childcare. As a result of these factors, it is difficult to calculate accurately the number of children that will require childcare in Halton.

In order to assess the level of demand for all forms of childcare provision across all market segments, a range of demand factors have been applied to the total child population by ward and age range.

The factors applied where relevant are:

- Percentage Impact of Unemployment Rate
- Percentage impact of “day to day activities limited a little” (*this category was previously known as Limiting Long Term Illness*)
- 100% Full Time Equivalent (FTE) place take-up, less average % usage
- Average Household Income as a % of the LA average
- Average % vacancy
- Percentage of part-time working
- Discount for children attending schools out of borough
- Percentage impact of Extended School Services
- Percentage impact of partners looking after children
- Own holiday cover
- A percentage discount for 3 and 4 year olds based on date of birth

These factors will have varying impacts on the ultimate demand for formal childcare, for example, the higher the rate of unemployment and limited day to day activities within a ward, the lower the demand for formal childcare, whereas the higher the level of household income, the greater the demand.

It must also be noted that, unlike school place planning, which is based on compulsory attendance and defined school catchment areas, early education and childcare trends can be unpredictable. This is because families are able to choose whether or not they take up a place, they are also free to access early education and childcare wherever they wish across the borough or in other boroughs. Therefore, whilst some choose to access close to where they live, others may prefer to take up places close to or on their commute to work. When it comes to the Free Early Years Entitlement (FEYE), although most families use all the hours available to them, some choose to only access part of their entitlement. This can make it difficult to accurately forecast the number of places needed.

Childcare market management is further complicated by the fact that providers can change the age profile of the places they offer without notice. These factors make precise forecasting extremely difficult and mean that caveats must be applied to information within the Childcare Sufficiency Assessment (CSA).

We would like to take this opportunity to thank everyone involved in producing this document including:

- All the childcare providers who completed our surveys; and
- Members of Halton Borough Council’s Early Years Team

4. ACHIEVEMENTS SINCE THE LAST CSA REVIEW

Since producing the Action Plan for the last CSA Review, the following have been achieved:

- The percentage of Day Nurseries with a good or better Ofsted outcome has remained at 100% (excluding two new nurseries who have not been inspected yet);
- 100% of stand-alone Ofsted registered Out of School Clubs have retained their Good or better Ofsted outcome (excluding 2 who have not been inspected yet and two who received MET because did not have early years children at inspection);
- We have increased the number of childminders who are able to deliver the Free Early Years Entitlement for 2, 3 and 4 year olds from 45 to 50;
- We continue to fund an average of 520 funded 2 year old children per term;
- From September 2017, 30 hours childcare was introduced for working parents. Currently 100% of day nurseries, 85% of pre-schools, 100% of nursery schools, 13% of nursery classes, 50% of nursery academies and one Out of School Club are offering the extended hours. This is in addition to the 50 childminders registered to deliver the FEYE for 15 or 30 hours.

5. CONTEXT

Halton is a largely urban area. Its two biggest settlements are Widnes and Runcorn, situated 10 miles upstream from Liverpool, and separated by the River Mersey. It consists of 21 wards (see map on page 7). The ethnic composition of Halton remains predominantly white, with 97.8% of the population falling into this category. This is significantly higher than found regionally or nationally, suggesting a relative lack of ethnic diversity. In terms of religion, Halton has a greater percentage of people of Christian faith and a lower percentage of Muslim faith or people with no religion, compared to regional and national averages. (Census 2011)

Halton shares many of the social and economic problems associated with its neighbours on Merseyside. The 2015 Index of Multiple Deprivation (IMD) is one of the most comprehensive sources of deprivation indicators and shows that overall, Halton has remained ranked at 27th nationally (a ranking of 1 indicates that an area is the most deprived), which is the third highest ranking on Merseyside, behind Knowsley and Liverpool.

The poor levels of health in the local population present a challenge to health services in ensuring that these inequalities are not perpetuated in a new generation. Implementation of new care pathways (smoking in pregnancy, weight management, direct access and early access to services) will help to reduce these inequalities and are a priority for action.

Health outcomes are very closely related to levels of deprivation, the more deprived an area the poorer the health outcomes that would be expected. Overall the health and wellbeing of children in Halton is generally worse than the England average, as are the levels of child poverty. Data from DWP reveals that 26.5% of children aged 0-16 in Halton live in poverty (compared to the England average of 20.6%). This equates to 6,770 children and young people. Of these, 5,686 children live in out of work families and 1,084 live in households classified as in work. This underlines that whilst being in work reduces the incidence of poverty it doesn't guarantee that children will be lifted out of poverty, particularly when there is only one working adult in the

household. (source - *Child and Family Poverty - Department for Work and Pensions statistics published 2011*)*based on the 2011 Census population figures

It is acknowledged that quality early years and childcare provision between the ages of 0-4 years is crucial to the life chances of children and as such makes a major contribution to breaking cycles of deprivation, thus reducing the gap in educational achievements and improving future job prospects.

Halton's ambition is to build stronger, safer communities which are able to support the development and learning of children and young people so they grow up feeling safe, secure, happy and healthy, ready to be Halton's present and Halton's future. This vision is brought to life in [Halton's Children, Young People's and Families Plan 2018-2021](#), which sets out clear, measurable, goals in order to achieve this ambition. The plan draws on the collaboration of parents, the Council, schools, health, police, voluntary sector and young people.

Safeguarding

Children learn best when they are healthy, safe and secure and it is a requirement for all adults working with children to take the necessary steps to safeguard children. Childcare providers must also ensure the suitability of adults who have contact with children, have the necessary policies and procedures in place and ensure that all staff are adequately trained in child protection.

The Working Together to Safeguard Children (2018) guidance sets out the responsibility for Early Years and Childcare and states that early years providers should ensure that:

- Staff complete safeguarding training that enables them to recognise signs of potential abuse and neglect; and
- They have a practitioner who is designated to take lead responsibility for safeguarding children within each early years setting and who should liaise with local statutory children's services agencies as appropriate. This lead should also complete child protection training.

In order to ensure that staff have appropriate safeguarding training, all settings must ensure their staff access the L2 Basic Awareness Safeguarding which has been verified by Halton Children and Young People Safeguarding Partnership (HCYPSP) and ensure they have up to date knowledge of safeguarding issues. The training is also delivered to registered childminders on a 3 year cycle and safeguarding also forms part of the pre-registration training for prospective childminders. In addition, the safeguarding Designated Lead Officers in settings on non-domestic premises are required by HCYPSP to undertake the multi-agency Working Together to Safeguard Children training.

All early years and childcare providers on non-domestic premises have adopted the safeguarding policy which has been ratified by the HCYPSP. A safeguarding policy for childminders to adopt has also been ratified by HCYPSP and this is given to prospective childminders at point of pre-registration. Any changes and updates to the policy are sent to settings and childminders, as and when required, to ensure their safeguarding policy is in line with current legislation.

Early Years Foundation Stage (EYFS)

The EYFS sets the standards that all early years providers must meet to ensure that children learn and develop well and are kept healthy and safe. It promotes teaching and learning to give children the broad range of knowledge and skills that provide the right foundation for good future progress through school and life. The EYFS was last revised in April 2017.

6. MAP OF RUNCORN AND WIDNES (split by wards)



7. POPULATION OF HALTON

The table below shows the population of the children and young people in Halton, identified by age and ward.

Ward	Age Ranges																			Total	
	0-1	1	2	3	4	5	6	7	8	9	10	11	12	13	14	15	16	17	18		19
Appleton	100	90	90	100	100	100	80	90	80	80	80	90	70	70	60	50	60	50	70	60	1570
Beechwood	30	40	20	40	20	30	40	30	30	30	40	50	30	30	30	40	40	30	30	20	650
Birchfield	70	60	70	70	100	100	90	110	120	110	100	110	110	90	110	80	90	110	100	70	1870
Broadheath	70	70	70	60	70	70	80	80	70	90	90	80	90	70	50	60	70	70	70	70	1450
Halton Castle	80	80	90	90	90	90	90	90	80	90	90	100	70	80	70	70	90	90	90	70	1690
Daresbury	50	50	50	50	50	60	70	60	60	60	70	70	60	70	60	60	50	60	50	30	1140
Ditton	80	90	100	90	90	100	100	80	90	90	80	80	60	80	70	70	80	80	80	70	1660
Farnworth	110	100	110	110	120	130	120	90	110	110	100	110	100	110	100	90	90	110	90	70	2080
Grange	80	90	90	110	80	100	110	120	100	110	100	110	90	80	80	80	100	90	100	90	1910
Hale	20	20	20	10	10	20	20	10	10	10	20	10	20	20	10	10	20	10	20	20	310
Halton Brook	80	80	90	80	80	90	100	110	90	100	80	100	100	90	80	90	90	90	90	60	1770
Halton Lea	70	80	80	70	80	80	80	100	80	90	100	90	90	90	100	90	90	90	100	80	1730
Halton View	80	80	80	70	80	60	60	80	80	80	80	70	70	70	50	60	60	60	70	60	1400
Heath	50	50	60	50	60	60	60	60	60	60	60	70	60	60	70	60	50	60	60	50	1170
Hough Green	70	100	80	90	90	80	100	80	80	80	80	70	70	60	70	90	70	80	60	70	1570
Kingsway	80	70	70	90	90	80	80	110	110	100	80	110	100	80	80	100	110	90	80	80	1790
Mersey	110	110	110	110	120	90	80	100	100	70	80	80	70	60	60	70	70	60	70	60	1680
Norton North	60	70	80	80	100	70	90	80	90	90	90	90	90	100	80	80	60	80	80	80	1640
Norton South	80	100	100	90	120	130	120	130	110	130	110	110	100	90	80	80	90	90	90	70	2020
Riverside	70	80	90	70	100	80	80	100	90	100	80	90	50	60	50	60	60	60	60	60	1490
Windmill Hill	40	40	40	40	40	40	40	30	50	50	30	30	40	30	30	30	30	40	40	30	740
Total	1480	1550	1590	1570	1690	1660	1690	1750	1680	1730	1640	1720	1540	1490	1390	1420	1470	1500	1500	1270	31330

Figures may not sum exactly due to rounding

Source: ONS Mid 2017

8. CHILDCARE MARKET SEGMENTS

The childcare market in Halton, in common with all local authority areas, is sub-divided into a number of specific market segments; this differentiation is based on the age of the child and the type of provision that is being delivered.

It is important to recognise each of these market segments have distinct characteristics which will influence demand and determine the most appropriate geographical area for the measurement of childcare sufficiency.

Table 1 provides details of Halton’s market segments and their characteristics.

**Table 1
Market Segments**

Market Segment	Characteristics
0-2 Year Old Full Day Care	<ul style="list-style-type: none"> • Supply is predominantly provided by PVI Day Nurseries and Childminders • Parents are required to pay for this provision, therefore price and other economic factors determine the level of demand • Provision accessed by working parents • Parents can take 12 months maternity/paternity leave so children may be 1 year old before they start using formal childcare
2 Year Old Free Early Years Entitlement	<ul style="list-style-type: none"> • Supply predominantly provided by Day Nurseries and PVI Pre-schools • Demand is determined by Government eligibility criteria. • Places are preferred close to child’s home
2 Year Olds Fee Paying	<ul style="list-style-type: none"> • Places supplied by Day Nurseries, Pre-schools and childminders • Used by parents not entitled to the 2 Year Old Free Early Years Entitlement
3 & 4 Year Old Free Early Years Entitlement Universal 15 hours plus Extended 15 hours	<ul style="list-style-type: none"> • Places supplied by Day Nurseries; Pre-schools; Maintained Nursery Classes, Maintained Nursery Schools, Nursery classes in Academies, Childminders and possibly Out of School Clubs
3 & 4 Year Old Wraparound	<ul style="list-style-type: none"> • The supply is predominantly provided by PVI Day Nurseries; Pre-schools; and childminders • Parents are required to pay for this provision, therefore price and other economic factors determine level of demand • Provision accessed by working parents

5-10 Year Old After School	<ul style="list-style-type: none"> • Places provided by a range of PVI and maintained sector settings • Parents are required to pay for provision, therefore economic factors influence demand. Places are generally on school site or close to school
5-10 Year Old Holiday Provision	<ul style="list-style-type: none"> • Places provided by PVI sector settings. Parents are required to pay for provision, therefore economic factors influence demand • Parents generally are able to drop-off and collect their children travelling to and from work; therefore places can be accessed across a wider area

Table 2 below, details the Children’s Centre Reach Areas in Runcorn and Widnes and the wards, which are contained within each area:

**Table 2
Children’s Centre Reach Areas (CCRAs)**

RUNCORN		WIDNES	
Children’s Centre Name	Wards covered by the Reach Area	Children’s Centre Name	Wards covered by the Reach Area
Brookvale	Beechwood Halton Lea Norton South	Ditton	Broadheath Ditton Hale
Halton Brook	Halton Brook Halton Castle	Kingsway	Kingsway Riverside
Halton Lodge	Grange Heath Mersey	Upton	Birchfield Hough Green
Windmill Hill	Daresbury Norton North Windmill Hill	Warrington Road	Appleton Farnworth Halton View

9. STRUCTURE OF THE HALTON EARLY YEARS MARKET

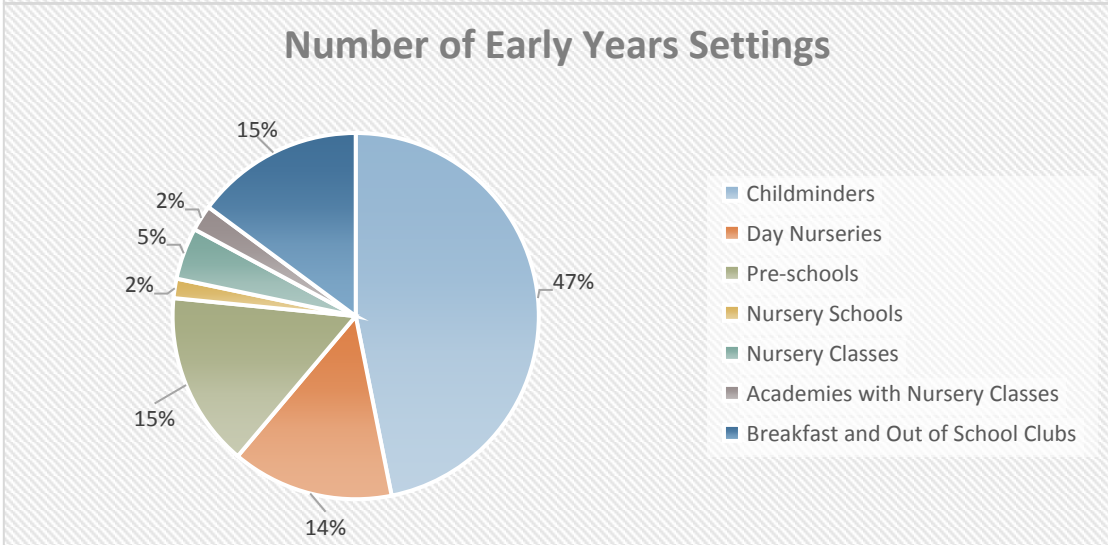
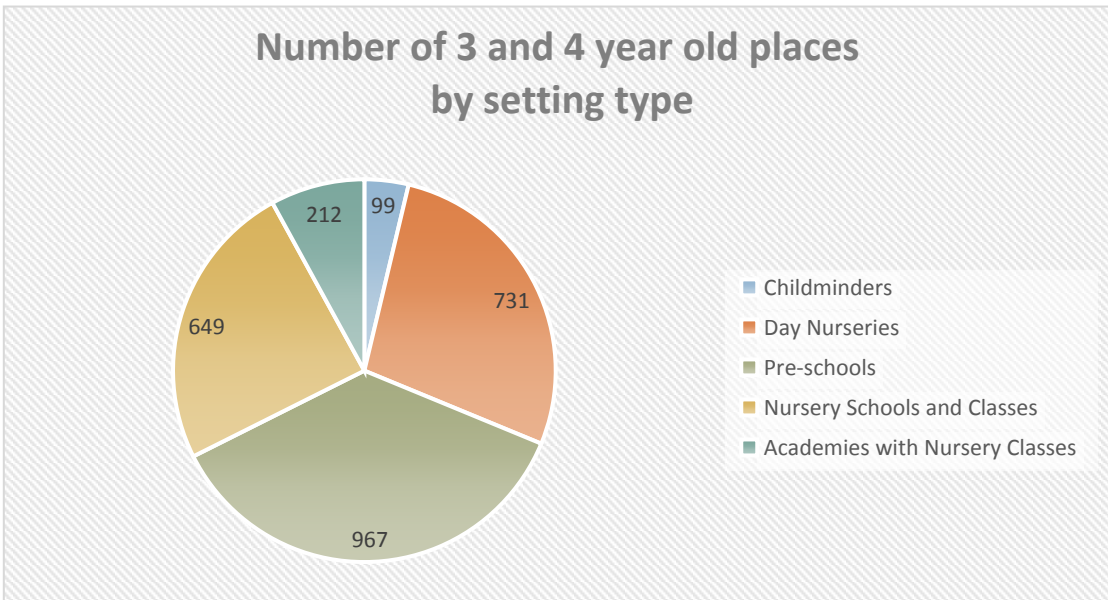
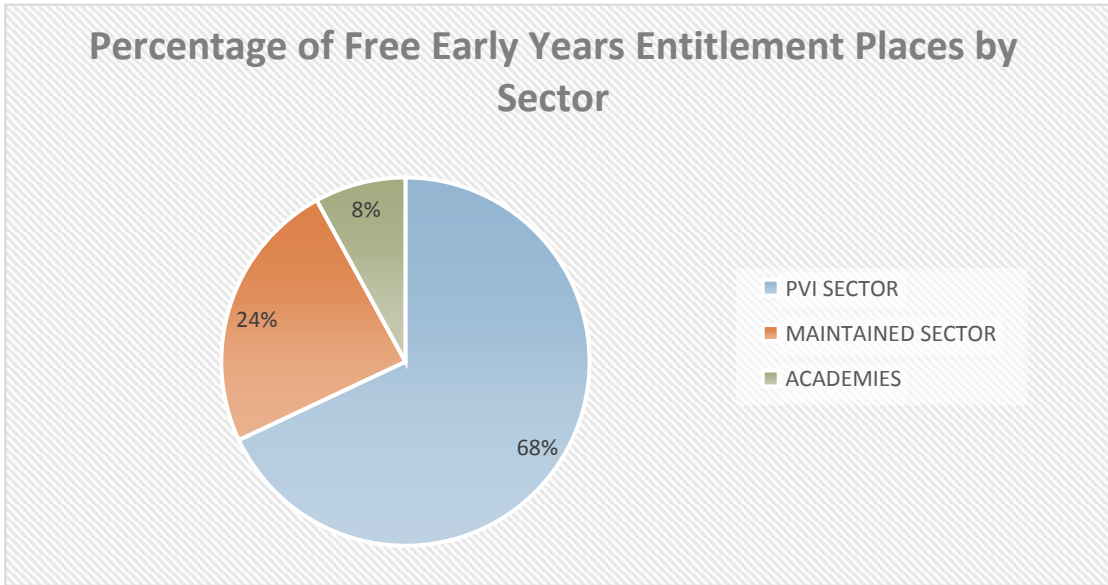


Table 3 below gives an overall picture (as at July 2019) of the size and scale of the current Private, Voluntary and Independent (PVI) and maintained childcare in Halton, by sector and ward.

Table 3 Number of Childcare Providers by Type



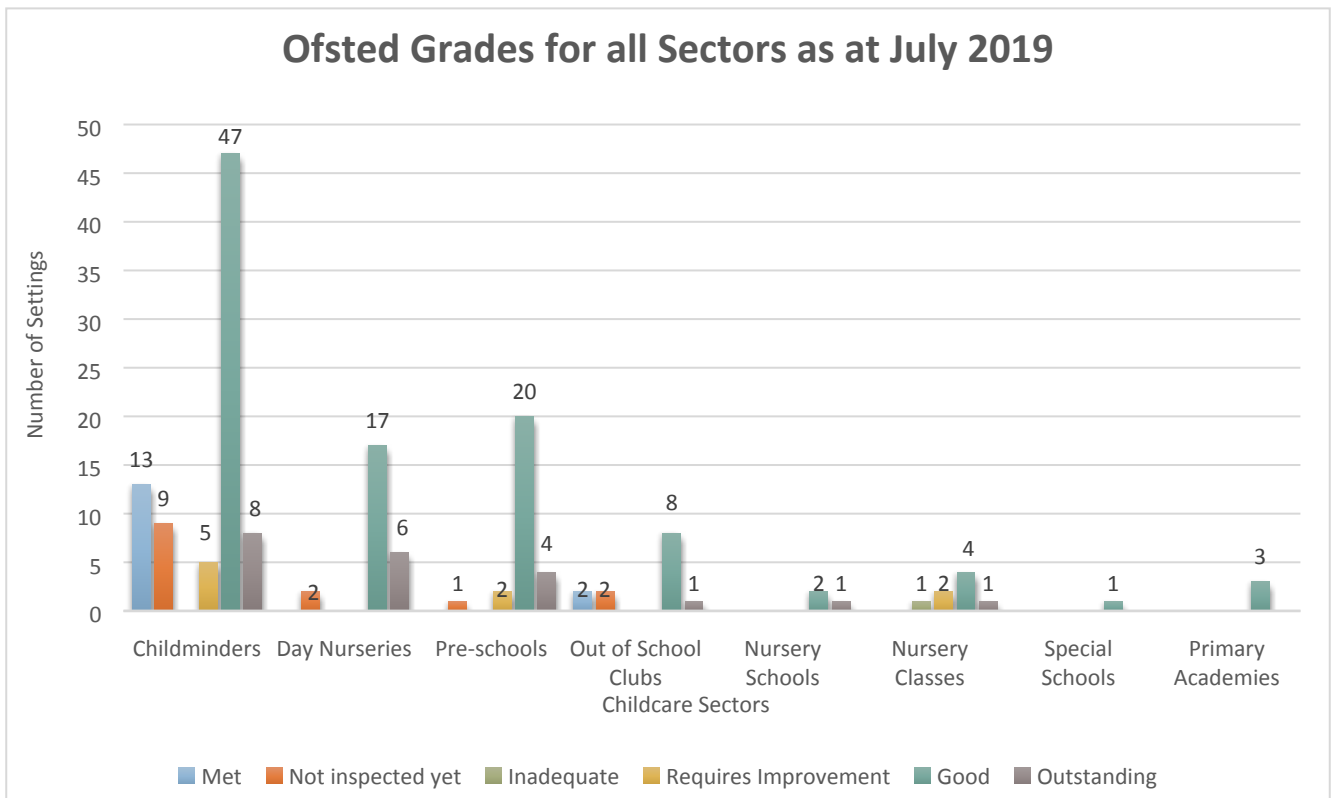
	No of Childminders	No of Day Nurseries	No of Pre-schools	No of Nursery Schools	No of Nursery Classes	No of Academies with Nursery Classes	No of SEN Nursery Classes	No of Breakfast and Out of School Clubs	No of Holiday Clubs	TOTALS
Appleton	5	4	2	0	1	0	0	3	2	17
Beechwood	3	1	1	0	0	0	0	2	2	9
Birchfield	4	0	0	0	0	0	0	0	0	4
Broadheath	3	2	0	1	0	0	1	0	0	7
Daresbury	5	1	3	0	0	0	0	2	0	11
Ditton	5	1	3	0	1	0	0	2	0	12
Farnworth	9	1	0	0	0	0	0	1	0	11
Grange	2	2	0	0	0	0	0	0	0	4
Hale	0	0	1	0	0	0	0	1	0	2
Halton Brook	3	0	1	0	1	1	0	1	1	8
Halton Castle	4	1	1	0	2	1	0	1	1	11
Halton Lea	2	2	2	0	1	1	0	1	1	10
Halton View	3	1	0	1	0	0	0	2	0	7
Heath	8	3	3	0	0	0	0	3	2	19
Hough Green	4	2	1	0	0	0	0	2	0	9
Kingsway	0	1	0	1	1	0	0	0	0	3
Mersey	2	1	3	0	0	0	0	2	2	10
Norton North	11	0	3	0	0	0	0	0	0	14
Norton South	7	1	1	0	1	0	0	1	0	11
Riverside	2	1	0	0	0	1	0	1	1	6
Windmill Hill	0	0	2	0	0	0	0	1	0	3
TOTALS	82	25	27	3	8	4	1	26	12	188
Change since 2017	-14	0	0	-1	0	+1	0	+1	-2	

10. QUALITY OF CHILDCARE

It is acknowledged that the quality of childcare is a significant factor affecting a child's future. High quality early education improves children's school readiness.

Ofsted is the sole arbiter of quality and through the inspection process, each childcare setting will receive one of four grades: outstanding, good, requires improvement or inadequate.

The table below compares the Ofsted grades for all sectors in Halton, as at July 2019.



Note: Some OSCs have a MET grade due to the fact that they did not have any early years children on roll at the time of inspection.

11. SUPPLY AND ESTIMATED DEMAND OF CHILDCARE PLACES

The following tables show the current potential number of childcare places available in each market segment and the estimated demand for places in each.

With regards to the FEYE for 3 and 4 year olds, the summer term always has the highest occupancy and the autumn term the lowest. This is due to single point entry, as children who have turned 4 move into reception in September. Therefore the supply figures used in this Assessment are a ‘snap-shot’ from a particular week in May 2019.

Like any other business, childcare providers will respond flexibly to meet the demand of the local market, therefore the figures in this report can be subject to change.

0-2 Year Olds – This age range of childcare is delivered by day nurseries and childminders.

Not every child in this age range will require formal childcare. Maternity Leave and Shared Parental Leave, which allows parents to take up to twelve months off work after the birth of the child and can be shared between both parents, can reduce the demand for formal childcare for 0-1 year olds.

Table 4 details the supply and estimated demand for 0-2 Year Old Full Daycare

Table 4 0-2 Year Old Full Daycare

Town	0-2 year old FDC	
	Supply	Demand
Runcorn	501	373
Widnes	452	460
TOTAL	953	833
	120 surplus places overall	

*Population Source: ONS Mid 2017
Supply – Childcare Provider Surveys 2019
Demand Source – Halton Demand Analysis 2019*

Table 5 below gives the results from the Childcare Surveys from the Day Nurseries and childminders (who responded) detailing whether they can meet demand for 0-2 Year old places.

Table 5 Can you meet demand?

Childcare Market - can you meet demand for places for 0-2 Year Olds?					
Day Nurseries			Childminders		
Yes	No	Not all the time	Yes	No	Not all the time
68%	4%	28%	62%	5%	33%

*Source: Childcare Provider Surveys 2019 *23 childminders responded to surveys (28%)*

The supply figures show we have an excess of approximately 120 places in this age range and can therefore meet demand across the two towns. The “Can you meet demand?” table also

supports this, as it shows that day nurseries and childminders generally can meet demand for 0-2 years.

2 Year Old Free Entitlement (FEYE) – This type of childcare is delivered by day nurseries, pre-schools and childminders.

Demand for funded 2 year olds is calculated differently to other age ranges, as the figures are provided by the DfE.

Each Local Authority receives two DfE lists 8 times a year. These lists (Universal Credit & Non-Universal Credit), provide details of parents’ names and addresses, drawn from the DWP, who are deemed eligible to receive the funding. The information provided is, generally, three months old before it reaches each Local Authority. Postcards are sent out monthly to prospective families, prompting parents to complete a referral form. Children are placed at the setting of choice, depending on space available. Professionals across Halton, from Health, Early Help, Social care and early years settings, also complete referral forms with parents.

Over the past 18 months to 2 years, the DfE list has doubled in size. This is due, primarily, to the Universal Credit roll out, which was introduced earlier in Halton, compared to other areas of the country. However, the number of children funded in Halton tends to stay static at, approximately, 520 plus each term.

Table 6 below shows Halton’s current supply and demand as estimated by DfE in June 2019 for the 2 Year Old Free Entitlement, split by Children’s Centre Reach Areas:

Table No 6 2 Year Old Free Entitlement

Children's Centre Reach Area	2 year old FEYE	
	Supply	Demand
Brookvale	96	89
Halton Brook*	42	85
Halton Lodge	157	102
Windmill Hill	86	71
TOTAL	381	347
Ditton	90	73
Kingsway*	28	76
Upton	54	50
Warrington Road	132	95
TOTAL	304	294
GRAND TOTAL	685	641
	44 surplus places overall	

Population Source: ONS Mid 2017
 Supply – Childcare Provider Surveys 2019
 Demand Source – DfE List June 2019

Table 7 gives the results from the Childcare Surveys from the Day Nurseries, Pre-schools and childminders (who responded) detailing whether they can meet demand for 2 Year old places.

Table 7 Can you meet demand?

Childcare Market - can you meet demand for places for 2 Year Olds?								
Day Nurseries			Childminders			Pre-schools		
Yes	No	Not all the time	Yes	No	Not all the time	Yes	No	Not all the time
72%	8%	20%	62%	5%	33%	56%		44%

Source: Childcare Provider Surveys 2019 *23 childminders responded to surveys (28%)

The supply figures show we can meet the DfE estimated demand overall. However, it would appear we have a deficit of places in Halton Brook and Kingsway CCRA's. The "Can you meet demand?" table indicates that day nurseries, childminders and pre-schools can generally meet demand for funded 2 years. The most difficult term for placing 2 year olds is the summer term, as most settings have filled their places by this time of year.

From September 2019, the government has decided to extend eligibility for disadvantaged two year olds to include three additional groups of children.

The new groups of children to be entitled to a free place are:

- Children of Zambrano Carers;
- Children of families with no recourse to public funds with a right to remain in the UK on grounds of private/family life under Article 8 of the European Convention on Human Rights;
- Children of a subset of failed asylum seekers (supported under section 4 of the Immigration and Asylum Act 1999 – 'the 1999 Act').

No details are available, as yet, as to the number of children this applies to in Halton, (although the numbers are expected to be low). Consequently, these have not been included in the demand figures in Table 6 above.

3 and 4 Year Old Free Early Years Entitlement Places (Universal Hours) – This type of childcare is delivered by day nurseries, pre-schools, maintained nursery schools, classes, academies and childminders.

Table 8 below shows Halton's current supply and estimated demand for the 3 and 4 Year Old Universal Entitlement, in each of the Children's Centre Reach Areas:

Table No 8 3 & 4 Year Old Free Entitlement (Universal Hours)

Children's Centre Reach Area	3 & 4 year old FEYE Universal Hours	
	Supply	Demand
Brookvale	366	281
Halton Brook	339	228
Halton Lodge	421	355
Windmill Hill	307	235
TOTAL	1433	1099
Ditton	382	221
Kingsway	270	235
Upton*	125	235
Warrington Road	448	389
TOTAL	1225	1080
GRAND TOTALS	2658	2179
	479 surplus places overall	

Population Source: ONS Mid 2017
 Supply – Childcare Provider Surveys 2019
 Demand Source – Halton Demand Analysis 2019

Table 9 Can you meet demand?

Childcare Market - can you meet demand for places for 3 & 4 Year Olds 15 Universal Hours?								
Day Nurseries			Childminders			Pre-schools		
Yes	No	Not all the time	Yes	No	Not all the time	Yes	No	Not all the time
68%	8%	24%	65%	5%	30%	78%		22%

Source: Childcare Provider Surveys 2019 *23 childminders responded to surveys (28%)

Table 8 shows we have approximately 479 excess places for the Universal Hours in total across the borough. Table 9 also indicates that providers can meet demand for the majority of time. The only area where there appears to be a deficit of places is Upton CCRA.

3 and 4 Year Old Free Early Years Entitlement Places (Extended Hours) – This type of childcare is delivered by day nurseries, pre-schools, maintained nursery schools, classes, academies, childminders and possibly out of school clubs.

Table 10 below shows Halton’s current supply and estimated demand for the 3 and 4 Year Old Extended Hours, split Children’s Centre Reach Areas:

Table 10 3 & 4 Year Old – Extended Hours

Children's Centre Reach Area	3 & 4 Year old – Extended 15 Hours	
	Supply	Demand
Brookvale	113	73
Halton Brook	55	49
Halton Lodge	200	95
Windmill Hill*	49	139
TOTAL	417	356
Ditton	107	77
Kingsway	65	57
Upton*	55	128
Warrington Road	176	146
TOTAL	403	408
GRAND TOTALS	820	764
	56 surplus places overall	

Population Source: ONS Mid 2017
 Supply – Childcare Provider Surveys 2019
 Demand Source – Halton Demand Analysis 2019

Table 11 Can you meet demand?

Childcare Market - can you meet demand for places for 3 & 4 Year Olds 15 Extended Hours?								
Day Nurseries			Childminders			Pre-schools		
Yes	No	Not all the time	Yes	No	Not all the time	Yes	No	Not all the time
68%	8%	24%	65%	5%	30%	67%		33%

Source: Childcare Provider Surveys 2019 *23 childminders responded to surveys (28%)

Table 11 indicates that providers can meet demand for the majority of time.

Table 10 shows, overall, we have sufficient supply of places except in Windmill Hill and Upton CCRAs. The 15 extended hours can be used any time between 6am and 8pm, as long as no session is longer than 10 hours per day and the child doesn't attend more than two sites on any one day. This gives parents the flexibility to use breakfast and after school care as part of the extended hours. For example, a child could attend a breakfast club and pre-school on one site in the morning and a childminder in the afternoon, still allowing the parent to work a long day.

The most difficult term for placing 3 year olds is the summer term, as most settings have filled their places by this time of year. The autumn term generally has the lowest occupancy, as any 4 year olds will have left to go to reception class.

Impact of 30 Hours (Extended Offer)

In the last CSA, which was published before the 15 Extended hours was introduced, it was estimated that demand for wraparound care for 3 and 4 year olds would reduce slightly as a result of the extra funding. This was based upon the premise that parents who were currently paying for wraparound care would be those who were also the eligible for 30 hours.

Since the Extended 15 hours was introduced in September 2017, the take-up has steadily increased, see graph on page 20, which shows termly take up.

3 and 4 Year Old Wraparound – This type of childcare is predominantly delivered by day nurseries, pre-schools and childminders.

Table 12 below shows Halton’s current supply and estimated demand for the 3 and 4 Year Old Care, split by town:

Table 12 3 and 4 Year Old Wraparound

Town	3 & 4 year old Wraparound	
	Supply	Demand
Runcorn	345	254
Widnes	306	266
Totals	651	520
131 surplus places overall		

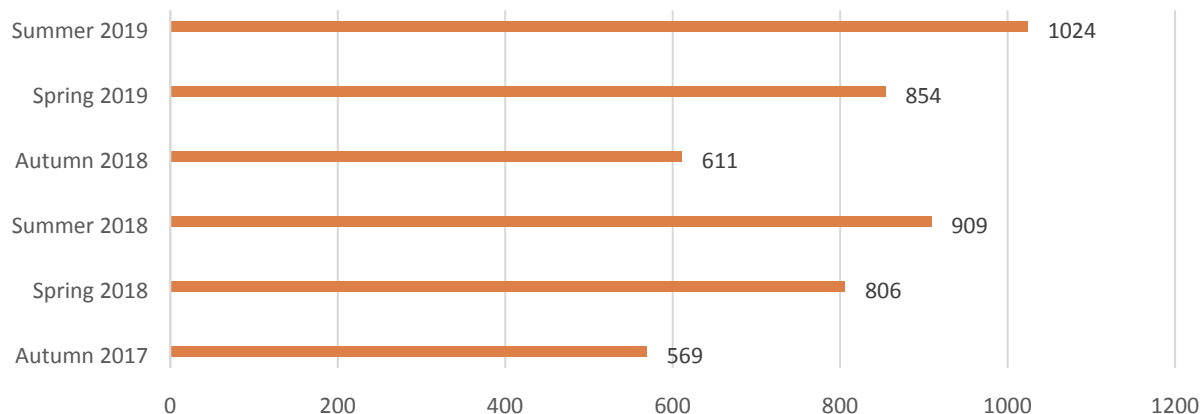
Population Source: ONS Mid 2017
Supply – Childcare Provider Surveys 2019
Demand Source – Halton Demand Analysis 2019

The supply figures show we can meet demand across the both towns for Wraparound Care.

Supply of Extended Hour Places compared to Take-Up

The graph below shows the number of children claiming Extended Hours entitlement since the Extended Offer was introduced in Autumn 2017.

NUMBER OF CHILDREN CLAIMING EXTENDED HOURS PER TERM SINCE AUTUMN 2017 TO SUMMER 2019



The number of children claiming Extended hours during Summer Term 2019 was 1024, which is higher than the supply of places shown in Table 10 above, however, the supply of 651 places which have been separated for Wraparound care could also be used for Extended Hours.

We have continued to estimate demand for Wraparound Care because some families who are only entitled to 15 universal hours may need a few extra Wraparound hours. However, we may have over-estimated demand for Wraparound care, as any parents who are working the equivalent of 16 hours on minimum wage will be entitled to 30 hours. They will, therefore, use less Wraparound and more Extended Hours. It is expected that in the future, demand for Wraparound places will reduce and the supply of places allocated for Wraparound can be added to the Extended Hours supply. This will result in a larger stock of places.

In addition, we have spare capacity of approximately 479 places in the Universal Hours supply (see Table 8) which could also be used for Extended Hours, if required.

A further consideration is that during the summer term 2019, approximately 170 children living in Halton were claiming some, or all, of their FEYE in neighbouring authorities (universal and/or extended hours). These children will therefore decrease the demand slightly in Tables 8 and 10 above (which have not been deducted). Conversely, approximately 50 children who live outside Halton were claiming their FEYE at childcare providers based in Halton.

5-10 Year Old Before and After School Provision

Ofsted allows before and after school providers to determine the number of children they provide care for, up to a maximum number, determined by the size of their premises. It is up to each provider, therefore, to ensure that they have the correct staff:child ratio in place for the ages of the children attending the setting.

Instead of having a separate registration for school aged children, day nurseries, childminders etc. have extended their provision to offer places to older children before and after school and during the holidays. Many schools also run breakfast and afterschool clubs, which are exempt from separate registration by Ofsted.

Table 13 below, shows supply and estimated demand for out of school care, split by CCRA.

Table 13 5-10 Year Old Before and After School Provision

Children's Centre Reach Area	5-10 Year Old Out of School	
	Supply	Demand
Brookvale	147	114
Halton Brook	77	77
Halton Lodge	162	144
Windmill Hill*	126	220
TOTAL	512	555
Ditton	109	61
Kingsway*	34	62
Upton	95	64
Warrington Road	286	147
TOTAL	524	334
GRAND TOTALS	1036	889
	147 surplus places overall	

Population Source: ONS Mid 2017
 Supply – Childcare Provider Surveys 2019
 Demand Source – Halton Demand Analysis 2019

The analysis of the 5-10 year old Out of School market (Table 13) indicates that there is sufficient childcare provision in six Children's Centre Reach Areas with deficit of places in Windmill Hill and Kingsway CCRAs.

Table 14 Can you meet demand?

Childcare Market - can you meet demand for age 5+ places ?					
Breakfast Clubs			Out of School Club		
Yes	No	Not all the Time	Yes	No	Not all the Time
95%		5%	52%	9%	39%

Source: Childcare Provider Surveys 2019

The above table shows most providers are able to accommodate demand for Breakfast, but only 52% can meet demand for Out of School care all the time.

Most schools offer extra-curricular after school activities for both primary and secondary aged children, and parents will use these as ‘childcare’. Consequently, use of these activities combined with informal childcare, such as family and friends, means that there is a lower demand for out of school care than would be expected. However, it should be noted, that these activities often only run for up to an hour and are not always consistent. Furthermore, they can be cancelled at short notice and vary from term to term. This makes the collation of any information regarding the provision of before and after school care more difficult as it is not possible to collect consistent data around extra-curricular activities.

Latest figures show that approximately 800 primary school age children, who live in Halton, attend schools in neighbouring authorities. A small discounting factor has been applied to the figures in Table 13 to take account of the fact that these children will be expected to attend Out of School provision in the borough where their school is, thereby reducing demand in Halton.

5-10 Year Old Holiday Provision

Table 15 below, shows supply and estimated demand for Holiday Care split by town.

Table 15 5-10 Year Old Holiday Provision

Town	5-10 year old Holiday	
	Supply	Demand
Runcorn	398	187
Widnes	245	205
OVERALL TOTAL	643	392
251 surplus places overall		

Population Source: ONS Mid 2017
 Supply – Childcare Provider Surveys 2019
 Demand Source – Halton Demand Analysis 2019

The analysis of the 5-10 year old Holiday market indicates that there is sufficient supply in both Runcorn and Widnes. In addition, the Childcare Provider Surveys indicate all Holiday Clubs can accommodate demand (see Table 16 below).

Table 16 Can you meet demand?

Can you meet demand for age Holiday Care places for age 5+?					
Holiday Care			Childminders		
Yes	No	Not all the time	Yes	No	Not all the time
100%			52%	9%	39%

Source: Childcare Provider Surveys 2019 *23 childminders responded to surveys (28%)

11-14 Year Old Out of School and Holiday Care

Many parents and carers consider children within this age group to be 'old enough to look after themselves'. Therefore, families tend to access more informal arrangements for childcare, through play schemes, leisure and recreational activities.

With this in mind, Halton Borough Council is pro-active in commissioning a variety of services from different organisations to provide short breaks, educational, artistic and sporting activities for young people across the borough. For the purposes of the CSA, these activities are classed as 'childcare' for ages 11-19. The activities are held at various times during the evenings, weekends and school holidays throughout the year;

- Young Addaction (www.addaction.org.uk)
- Halton Play Council (www.haltonplaycouncil.co.uk)

Full information on the different organisations that work with 11-19 year olds in Halton can be found on Halton's [Local Offer](#) and [Family Information Service](#) websites.

12. HALTON SEND PROVISION

Local Authorities have a legal responsibility to publish a Local Offer. Schools and early years providers must provide information for parents on how they support children with SEND and should regularly review and evaluate the quality and breadth of the support they offer. The [Local Offer](#) is published on the Halton Borough Council website.

In addition, childcare providers can apply for 'Top-up Funding'. The purpose of this funding is to support providers to address the needs of individual children with SEND. Currently, there are three opportunities a year for providers to apply for Top-up Funding. Once awarded, the funding remains in place for twelve months.

Halton's Families Information Service (FIS) offers a Brokerage Service to parents which, helps to find suitable childcare for their child's disability/additional needs.

Table 17 below gives details from the Childcare Surveys regarding how many children were attending various types of childcare during week commencing 20th May 2019, who were on a SEND Support Plan or in receipt of an Education Health Care Plan.

Table 17 Number of children attending childcare with SEND

	Number of children who	
	Were on a Support Plan?	Have an EHCP?
Day Nurseries	142	14
Pre-schools	97	10
Childminders	3	1
Out of School Clubs	6	5
Maintained Nursery Schools	29	8
Nursery Classes/Special Schools	18	5
Primary Academies	7	0
TOTALS	302	43

Source: Childcare Provider Surveys 2019

13. DISABILITY ACCESS FUND (DAF)

From April 2017, the Government introduced the Disability Access Fund (DAF) for early years providers, to support children with disabilities and/or special educational needs.

DAF should be used by early years providers to make [reasonable adjustments](#) to their settings and/or help build inclusive capacity (this may be for the child in question or to benefit children as a whole attending the setting). Detailed information about the DAF [eligibility criteria](#), entitlement, documentary evidence required, procedure, payment and application process can be found in the DAF section of the [Local Offer Website](#).

The DAF funding is a one-off payment of £615 per year, made directly to the childcare provider, for 3 and 4 year olds in receipt of Disability Living Allowance (DLA) and who are claiming the FEYE.

Table 18 below shows the number of children who have received DAF, since its introduction in 2017.

**Table 18
Number of Children who have received DAF**

Term	Number of children who have received DAF
Summer 2017	4
Autumn 2017	28
Spring 2018	15
Summer 2018	55
Autumn 2018	17
Spring 2019	13
Summer 2019	30

Source: Synergy Database

14. AFFORDABILITY OF HALTON CHILDCARE

This section gives details of the average prices for the various sectors as at July 2019.

DAY NURSERIES	Full Day 10 hrs £ 2018	Full Day 10 hrs £ 2019	Half Day/ Session 5hrs £ 2018	Half Day/ Session 5hrs £ 2019	Weekly £ 50hrs £ 2018	Weekly £ 50hrs £ 2019
Halton overall	40.53	41.16	24.23	25.40	192.36	198.71
Runcorn	42.30	43.62	25.57	26.35	196.81	199.33
Widnes	38.75	40.57	22.89	24.20	187.92	198.00

PRE-SCHOOLS	3 Hour Session Price (for those not entitled to FEYE) £ 2018	3 Hour Session Price (for those not entitled to FEYE) £ 2019
Halton overall	10.88	11.03
Runcorn	11.00	11.25
Widnes	10.50	10.67

OUT OF SCHOOL CLUBS	Breakfast Club £ 2018	Breakfast Club £ 2019	3-6pm/ 6.30pm £ 2018	3-6pm/ 6.30pm £ 2019
Halton overall	4.25	4.62	8.91	9.31
Runcorn	4.34	5.10	9.11	9.20
Widnes	4.17	4.18	8.67	9.41

HOLIDAY CLUBS	Full Day £ 2018	Full Day £ 2019	Half Day £ 2018	Half Day £ 2019
Halton overall	21.82	24.02	12.14	13.66
Runcorn	21.57	24.03	13.50	14.01
Widnes	22.25	24.00	10.50	12.25

CHILDMINDERS	HOURLY RATE 2018 £	HOURLY RATE 2019 £
Halton	4.05	4.18

Source: Halton Childcare Provider Surveys 2019 and FIS

Table 19
Average Charges Comparison Table

Table 19 gives the Halton average rates for 2019 compared to the North West and England averages.

	Day Nursery 10hrs per day £	Day Nursery 25hrs per week £	Day Nursery 50hrs per week £	Childminder Hourly Rates £	After School 3 hour session £
Halton average	41.16	99.34	198.71	4.18	9.31
North West average	40.38	100.95	201.89	3.66	10.49
England average	48.60	121.50	243.00	4.44	11.63

*Source: Halton Childcare Provider Surveys 2019 and FIS
Coram Family and Childcare - Childcare Survey 2019*

The above table shows that the average Halton day nursery daily rates (10 hours per day) is higher than the North West but lower than the England average.

The 25 and 50 hours per week Day Nursery rates are lower than the North West and England averages.

Halton childminders average hourly rates are above the North West average but lower than the England average.

A three hour after school session in Halton costs less than the North West and England averages.

15. SUSTAINABILITY

All childcare providers need to ensure they remain financially sustainable by ensuring they have sufficient children attending each term to cover their costs. However, childcare also needs to be affordable to parents.

To help providers with marketing their vacant places, the Families Information Service offers free advice to parents detailing local childcare providers suitable to their needs.

The FEYE funding rates for 2, 3 and 4 year olds paid to providers are determined by the amount of income received from the Government each financial year.

In April 2017, Halton introduced an additional 'Quality Supplement' which is paid to providers who have staff with a Level 5+ relevant childcare qualification.

16. STAFFING

Staffing costs are the largest expense for childcare providers and increase each year. Staff must be paid at least the minimum wage. An additional expense is the recent introduction of the

Work Place Pension scheme. This will have financial implications for childcare providers regarding their sustainability.

A common difficulty childcare providers have is recruiting high quality, well experienced staff. Staff of this calibre expect higher wages, however, the childcare sector is traditionally amongst one of the lowest paid professions. Consequently, young people are not taking up childcare as a career.

Table 20 gives details of the number of staff employed in the PVI sector and whether male or female:

Table 20
Number of Staff Employed

	Staffing		
	Total	Female	Male
Pre-schools	137	134	3
Day Nurseries	483	473	10
Out of School Clubs	201	195	6
TOTALS	821	802	19
TOTALS %		98%	2%

Source: Childcare Surveys 2019

17. AVERAGE HOURLY RATES OF PAY – PVI SECTOR

	Manager £	Deputy/ Supervisor £	Room Leader/ Senior (L3+) £	Level 3 Assistant £	Level 2 Assistant £
Day Nurseries	13.47	10.70	8.86	8.54	7.21

Source – Childcare Provider Surveys 2019 but not all settings provided this information

	Manager £	Deputy/ Supervisor £	Senior Practitioner (L3+) £	Level 3 Assistant £	Level 2 Assistant £
Pre-schools	11.71	9.79	9.32	8.46	8.38

Source – Childcare Provider Surveys 2019 but not all settings provided this information

	Manager £	Deputy/ Supervisor £	Level 3 Assistant £	Level 2 Assistant £
Out of Schools	11.26	10.13	8.63	8.37

Source – Childcare Provider Surveys 2019 but not all clubs provided this information

18. EARLY YEARS PUPIL PREMIUM (EYPP)

In April 2015, the Government introduced Early Years Pupil Premium (EYPP). This is additional funding designed to narrow the attainment gap between young children from low-income families and their peers.

Early Years Providers receive an extra £302 per year, paid termly, for each eligible 3 and 4 year old claiming the Universal Hours of the Free Early Years Entitlement (FEYE). This is dependent upon the family receiving one of the following:

- Income Support
- Income-based Jobseeker's Allowance
- Income-related Employment and Support Allowance
- Support under part VI of the Immigration and Asylum Act 1999
- The guaranteed element of State Pension Credit
- Child Tax Credit (provided they are not also entitled to Working Tax Credit and have an annual gross income of no more than £16,190)
- Working Tax Credit run-on, which is paid for 4 weeks after they stop qualifying for Working Tax Credit
- Universal Credit – For places starting in the summer term of 2018 (on or after 1st April 2018), or any subsequent term, if a parent is entitled to Universal Credit they must have an annual net earned income equivalent to and not exceeding £7,400, assessed on up to three of the parent's most recent Universal Credit assessment periods, or,
- They are currently being looked after by a local authority in England or Wales
- They have left care in England or Wales through:
 - an adoption order
 - a special guardianship order
 - a child arrangements order

To ensure the funding is being utilised effectively, Ofsted inspectors will look at how settings are using the funding to help disadvantaged pupils and narrow the gap between the performance of different groups of pupils.

When evaluating the achievement of pupils, inspectors will consider how well:

- Pupils make progress relative to their starting points
- Pupils are prepared for the next stage of their education
- Gaps are narrowing between the performance of different groups of pupils
- Pupils who are eligible for the EYPP have achieved since joining the setting

Once a child is eligible for EYPP, the childcare providers will receive the funding each term until the child moves into Reception Class.

Since the summer term 2015, approximately 1600 children have benefited from this EYPP funding.

19. FLEXIBILITY OF HALTON CHILDCARE

This section provides details of how the various childcare sectors offer flexibility, especially for those parents working irregular hours.

Childminders

There are currently 82 Ofsted Registered childminders in Halton (47 in Runcorn and 35 in Widnes).

Childminders can care for up to six children aged under 8 years of age – usually no more than one under 1 year old and two between the ages of 1-5 years old. They can also care for a number of children over the age of 8. If they work with another childminder or have an assistant, they can care for more.

Childminders in Halton offer a flexible service to suit parent’s needs, in particular, with regards to early starts and late finishes. They provide breakfast, after school and holiday care services.

Many of the childminders delivering the FEYE are able to offer all, or some, of the FEYE hours. They also offer a drop off/pick up service to pre-schools/day nurseries/nursery schools/classes and deliver wrap-around care.

Opening hours for Halton childminders generally range between 8am-6pm, however, a few start as early as 6-6:30am and work to 7pm each day. Some also accommodate shift patterns.

Approximately 10% of childminders in Halton offer weekend care and 5% offer overnight care if required, for parents working irregular hours.

Although the overall number of Ofsted registered childminders in Halton has declined each year, the number offering the FEYE has increased year on year since 2016, as shown in Table 21 below.

Table 21 – Number of Childminders Registered to Deliver the FEYE

NUMBER OF CHILDMINDERS REGISTERED TO DELIVER THE FEYE				
	Summer 2016	Summer 2017	Summer 2018	Summer 2019
NUMBER OF OFSTED REGISTERED CHILDMINDERS	96	96	84	82
NUMBER OF CHILDMINDERS SET UP TO DELIVER FEYE	19	45	49	50
% OF CMs SET UP TO DELIVERY FEYE	18%	47%	58%	61%

Day Nurseries

All 25 day nurseries (including the two maintained) offer full day care to children between the ages of 0-5 years. They generally open 8am-6pm (however, some do open earlier/later).

All day nurseries in Halton offer the Free Early Years Entitlement.

Approximately 84% of the day nurseries extend the Free Early Years Entitlement over more than 38 weeks.

In Halton, 7 day nurseries also offer breakfast, after school and holiday care for children aged between 4-11+ years of age.

Pre-schools

All 27 Halton pre-schools offer the Free Early Years Entitlement (FEYE). The majority are open for morning and afternoon sessions, however, a few only open for either morning or afternoons. All open term time only and are therefore able to offer the Early Years Free Entitlement over 38 weeks.

Of the 27 pre-schools, 23 offer 30 hours.

Flexibility is further increased as 18 pre-schools now offer a lunch club. This enables parents to use their free entitlement for part of the day and pay for any additional hours, at a considerably lower rate than a day nursery.

Four pre-schools also have before and after school clubs on the same site. This enables families to extend their daily childcare usage for more hours, which gives the child consistency of care. These families can split some of their 30 hours (if entitled) between the breakfast/after school club and pre-school.

Out of School and Holiday Clubs

Halton currently have 26 Out of School Clubs and 12 Holiday Clubs, which are based either on school sites or are part of a day nursery or pre-school. All Clubs pick up from various schools.

Opening times for breakfast clubs range between 7:30am-9am, and after school clubs generally run between 3pm-6pm.

One Out of School Club is offering the FEYE extended hours to children, as they are using some of their FEYE hours in breakfast club.

Some primary schools in Halton run their own breakfast clubs. The majority of remaining primary schools have access to either an independently run (Ofsted registered) breakfast club on school site, or, off site registered OSCs and childminders who offer breakfast clubs and a drop-off service.

The majority of primary schools offer after school activities ranging from 1-2 sessions per week up to 5 sessions per week. Many of these activities are free and reduce demand for formal after school care run by Ofsted registered clubs.

Families may use after school activity clubs for their childcare needs as they are usually less expensive (or in some cases, free of charge). However, these clubs are not consistent as they may not cover the whole of term and can sometimes be cancelled at short notice. These activities can reduce demand for formal OSC care.

Holiday Clubs generally open between 7:30/8:00am and 6:00/6.30pm.

**Source: Childcare Provider Surveys 2019 and FIS*

In addition to Out of School/Holiday Clubs there are a number of activities held throughout the borough. For example, 'Youngaddaction Halton' is commissioned by Halton Borough Council to provide services to young people aged 10-19 and up to 25 with additional needs.

20. CHANGE IN CHILDCARE PLACES SINCE LAST CSA AND PROJECTED NEW PLACES

Table 22 below gives details from the Childcare Surveys regarding whether the PVI sector intend to create more places or open further settings in Halton:

Table 22
Changes in Childcare Places

Provider Type	Future plans to expand			Opening another setting		
	Yes	No plans at present	No plans at all	Yes	Maybe	No
Pre-schools	4%	37%	59%		4%	96%
Day Nurseries	8%	64%	28%		20%	80%
Out of Schools Clubs	55%	45%	5%	5%		95%

This section details any settings who have closed, open, or are hoping to open, since the last CSA.

Note: The number of places for any settings which have already closed have been deducted from the Supply figures, however, any new settings due to open have not been included in the Supply and Demand Tables in Section 11.

Day Nurseries

A new day nursery in Appleton Ward, registering for approximately 60 children, aged between 0-4 years, is due to open Autumn 2019.

Out of School/Holiday Clubs

One Out of School Club has closed in Grange Ward.

An existing Day Nursery has expanded and is now offering 10 places for Out of School/Holiday care in the Mersey ward.

The new day nursery in Appleton ward, due to open in Autumn 2019, are also intending to offer after school and holiday care.

An existing Out of School/Holiday Club are planning to open another site in Grange ward, Autumn 2019. They are currently awaiting registration from Ofsted and will be offering breakfast, after school and holiday care for 55 children.

One pre-school in Appleton Ward will be extending their opening hours, to include breakfast and after school provision for children who attend the school adjacent to their premises.

Sessional Care

One PVI pre-school, based on a school site in Halton Castle Ward, offering 24 places, has closed. The school are planning to open their own nursery class and will offer 26 places for 3 and 4 year olds, from September 2019.

Another pre-school based in Halton Lea Ward, who are on a school site, have indicated they are considering hiring a room in the school to accommodate 3 and 4 year olds. This would allow for greater occupancy of 2, 3 and 4 year olds.

Childminders

The number of registered childminders in Halton has reduced over the past couple of years, from 96 to 82. However, 50 of these are now delivering the FEYE.

21. HELP WITH CHILDCARE COSTS

The cost of childcare can be a major expense and this may be a deciding factor in whether parents return to work or training, and if so, whether they use 'formal' (registered or approved) or 'informal' (family and friends) childcare.

Financial help is available, providing the childcare provider is a:

- Registered childminder/play scheme/nursery or club
- Childminder with an Ofsted registered Childminding Agency
- Registered school

The Government introduced the '[Childcare Choices](#)' website which provides details of all the financial help available towards the cost of childcare. This is a 'one-stop shop' which allows parents/carers to see if they are eligible and, if so, to apply directly on-line. The website contains information regarding:

- 15 hour free childcare for two year olds (FEYE)
- 15 hours universal childcare for all 3 and 4 year olds (FEYE)
- 30 hours extended entitlement for 3 and 4 year olds of working parents (FEYE)
- Tax Free Childcare*
- Tax Credits towards Childcare
- Universal Credit towards Childcare
- Financial support whilst studying

The website also has a calculator which gives estimates of amount of help available to enable parents decide which scheme is the most beneficial to them financially.

The date the child becomes eligible for FEYE depends on the child's birthday.

If child's birthday is between	Child becomes eligible
1 January to 31 March	The beginning of term on or after 1 April
1 April to 31 August	The beginning of term on or after 1 September
1 September to 31 December	The beginning of term on or after 1 January

Example: If child was born on 15th April, the child is eligible from the next term, which starts September

*The number of childcare providers in Halton who have signed up to accept Tax Free Childcare as part of the parents childcare payment is 127, as at July 2019. (source HMRC)

Since September 2018, Foster Carers who work the equivalent of 16 hours on minimum wage, outside of their foster caring role, may also be entitled to claim 30 hours childcare (subject to specific criteria). Foster Carers should contact their Social Worker for more information.

21. DETAILS OF WHICH OUT OF SCHOOL CLUBS PICK UP FROM WHICH SCHOOLS

Below is a list of all Halton schools, split into Runcorn and Widnes, giving details of which out of school clubs drop off/pick up from them (as at June 2019):

RUNCORN

RUNCORN SCHOOLS	Out of School Clubs who offer a pick up/drop off service to this school
Astmoor Primary	Acorn Link Club
Beechwood Primary	Beechwood Link Club <i>(on school site)</i>
Bridgewater Park Academy	Acorn Link Club
Brookvale Primary	Brookvale OSC <i>(on school site)</i>
Castle View Primary	Grange Link Club <i>(pick up only)</i> Beechwood Link Club
Cavendish High School	
Daresbury Primary	Daresbury Kids Club <i>(on school site)</i>
Gorsewood Primary	Beechwood Link Club

RUNCORN SCHOOLS	Out of School Clubs who offer a pick up/drop off service to this school - continued
Hallwood Park Primary	Beechwood Link Club
Halton Lodge Primary	Weston Kids Club
Hillview Primary	Beechwood Link Club Hillview Link Club <i>(on school site)</i> Weston Kids Club <i>(if sufficient demand)</i>
Moore Primary	Cygnets of Moore <i>(on school site)</i>
Murdishaw West Primary	Beechwood Link Club
Ormiston Bolingbroke Academy	
Our Lady Mother of the Saviour	Beechwood Link Club Palace Fields Link Club <i>(pick up only)</i>
Palace Fields Primary Academy	Palace Fields Link Club <i>(on school site)</i>
Pewithall Primary	Weston Kids Club
Runcorn All Saints	Weston Point Kids Club Weston Kids Club Early Learners OSC
St Augustine's Primary	Acorn Link Club
St Berteline's Primary	Beechwood Link Club Dunky's Runcorn
St Chad's High School	
St Clement's Primary	Weston Kids Club Weston Point Kids Club
St Edward's Primary	Victoria Road Link Club Weston Kids Club Weston Point Kids Club
St Martin's Primary	Beechwood Link Club
St Mary's Primary	Acorn Link Club Beechwood Link Club
The Brow Primary	Beechwood Link Club Weston Kids Club Weston Point Kids Club
The Grange Academy	Grange Link Club <i>(on school site)</i>
The Heath High School	
The Holy Spirit Primary	Grange Link Club <i>(if sufficient demand)</i>
Victoria Road Primary	Victoria Road Link Club <i>(on school site)</i> Early Learners OSC
Westfield Primary	Weston Kids Club Weston Point Kids Club Early Learners OSC <i>(if sufficient demand)</i>
Weston Point Primary	Weston Point Kids Club <i>(on school site)</i> Dunky's Runcorn
Weston Primary	Weston Kids Club <i>(on school site)</i>
Windmill Hill Primary	Windmill Hill Nursery <i>(on school site)</i>
Woodside Primary	Weston Kids Club Weston Point Kids Club

WIDNES

WIDNES SCHOOLS	Out of School Clubs who offer a pick up/drop off service to this school
All Saints Upton Primary	Upton Link Club <i>(on school site)</i>
Ashley Special School	
Brookfields Special School	
Chesnut Lodge Special School	
Ditton Primary	Early Learners Link Club
Fairfield Infants	Kids Space Ltd <i>(on school site)</i>
Fairfield Juniors	Kids Space Ltd <i>(on school site)</i>
Farnworth Primary	Wizzkids <i>(on school site)</i>
Hale Primary	Play Hub - Hale <i>(on school site)</i>
Halebank Primary	
Lunts Heath Primary	Early Learners Link Club
Moorfield Primary	Funky Monkey's Kids Club
Oakfield Primary	
Our Lady of Perpetual Succour	Our Lady's 1st Steps Link Club <i>(on school site)</i>
Simms Cross Primary	
Spinney Avenue Primary	Upton Link Club
St Basil's Primary	St Basil's Link Club <i>(on school site)</i>
St Bede's Infants	The Village Care Club <i>(on school site)</i> Early Learners Link Club
St Bede's Juniors	The Village Care Club <i>(on school site)</i> Early Learners Link Club
St Gerard's Primary	
St John Fisher Primary	St John Fisher Care Club <i>(school site)</i>
St Michael's Primary	St Michael's Link Club <i>(on school site)</i>
St Peter & Paul High School	
The Bankfield High School	
Wade Deacon High School	
Widnes Academy	Jigsaw Childcare (West Bank)

Note: Some childminders will also offer a pick up/drop off service to the schools in Runcorn and Widnes

23. 'AT A GLANCE' TABLE

Table 23 shows 'at a glance' which areas have sufficient/insufficient places to meet demand in each age range/childcare category.

Please note: some childcare sectors are measured by Children's Centre Reach Areas and others are measured by town.

Table 23 – 'At a Glance' Table

Key: ✓ = Sufficiency X = Insufficiency (includes number of places)

Ward	0-2 Year Old Places <i>(measured by town)</i>	2 Year Old Places FEYE <i>(measured by CCRA area)</i>	3 & 4 Year Old FEYE Universal hours <i>(measured by CCRA area)</i>	3 & 4 Year Old FEYE Extended hours <i>(measured by CCRA area)</i>	3 & 4 Year Old Wrap-Around Care <i>(measured by town)</i>	5-10 After School Care <i>(measured by CCRA area)</i>	5- 10 Year Old Holiday Care <i>(measured by town)</i>
RUNCORN	✓				✓		✓
WIDNES	✓				✓		✓
BROOKVALE CCRA		✓	✓	✓		✓	
HALTON BROOK CCRA		X (-43 places)	✓	✓		✓	
HALTON LODGE CCRA		✓	✓	✓		✓	
WINDMILL HILL CCRA		✓	✓	X (-90 places)		X (-94 places)	
DITTON CCRA		✓	✓	✓		✓	
KINGSWAY CCRA		X (48 places)	✓	✓		X (-28 places)	
UPTON CCRA		✓	X (-110 places)	X (-73 places)		✓	
WARRINGTON CCRA		✓	✓	✓		✓	

24. GAPS IN PROVISION

Table 23 indicates that the majority of areas in Halton have sufficient supply of childcare places in all age ranges except for the following:

- Halton Brook CCRA has a deficit of approximately 43 places for funded 2 year olds.
- Windmill Hill CCRA has a deficit of approximately 90 extended entitlement places and 94 places for out of school care for 5-10 year olds.
- Kingsway CCRA is approximately 48 places short of funded 2 year olds places and 28 places for out of school care.
- Upton CCRA has a deficit of approximately 110 universal FEYE places and 73 places for Extended Hours.

However, it is important to remember that parents do not always access childcare in the ward where they live and children do not always attend a school in the ward where they live.

Halton Brook CCRA

With regards to the shortage of funded 2 year old places in Halton Brook CCRA, the Two Year Old Funding Officer reports that it has always been possible to find an alternative place in the surrounding area. Furthermore, if parents have requested a particular setting where there are no available spaces, they have been happy to wait for availability.

Windmill Hill CCRA

With regards to the shortage of Universal and Extended FEYE places in the Windmill Hill CCRA, families are willing to travel to other wards for their FEYE. This may mean accessing a setting which is outside the Windmill Hill CCRA or even out of the borough. For example, Daresbury Ward is on the border with Warrington, therefore some parents may use their FEYE in a childcare setting in Warrington.

With regards to the shortage of 94 out of School places, local knowledge would support the fact that, in reality, no such shortage exists.

Kingsway CCRA

With regards to the shortage of funded 2 year old and OSC places in the Kingsway CCRA, the new Day Nursery opening in Appleton Ward will help to alleviate this.

Upton CCRA

The shortage of 3 & 4 year old FEYE places (both Universal and Extended) would appear to be due to the expansion of new housing estates.

Some prospective childcare providers have considered developing childcare in this CCRA, notably the Birchfield ward. However, no suitable building has become available and it has proved too costly to buy land to build premises.

In addition, Birchfield and Hough Green wards are both on the edge of neighbouring authorities e.g. St Helens, Knowsley and Warrington. They are also in close proximity to the M62 motorway, which means that, if parents work further afield, they may choose to claim their Universal/Extended FEYE in a childcare setting nearer to their work, therefore reducing demand for FEYE places in Halton.

25. CONCLUSION

Overall, the Halton Childcare Sufficiency Assessment (CSA) Review 2019-2020 reflects a vibrant, sufficient and high quality Early Years and Childcare market that delivers choice, high quality and affordable service to parents and carers. This allows them to return to work or training and make a major contribution to employment and the local economy.

This document demonstrates the importance of the PVI sector to the delivery of the Universal and Extended FEYE hours to 2, 3 and 4 year olds and after school/holiday care for age 5+.

The report does identify some gaps in provision and the Action Plan below details how the Local Authority will work with a range of partners to address these gaps to ensure sufficiency.





CHILDCARE SUFFICIENCY ASSESSMENT

ACTION PLAN 2019-2020

OBJECTIVE 1 – GAPS IN PROVISION	ACTION REQUIRED	BY WHOM AND WHEN
Halton Brook and Kingsway CCRA – shortage of 2 Year Old Funded Places	<ul style="list-style-type: none"> ○ Continue to monitor DfE estimates. ○ Encourage existing providers in these areas to expand their provision or re-configure their buildings, if possible, to accommodate more funded 2 Year Olds. ○ Encourage new providers to enter the local childcare market in these areas. ○ Promote the FEYE funding to childminders with either a Good or Outstanding Ofsted Grade and encourage them to register to deliver the FEYE. 	Early Years Team – ongoing
Windmill Hill and Upton CCRA – shortage of Universal and Extended Entitlement Places for 3 and 4 Year Olds	<ul style="list-style-type: none"> ○ Encourage existing providers in these areas to expand their provision, or, re-configure their buildings, if possible, to accommodate more funded 3 and 4 Year Olds. ○ Encourage new providers to enter the local childcare market in these areas. ○ Promote the Universal and Extended FEYE funding to childminders and encourage them to register to deliver the FEYE. ○ Promote the Extended FEYE funding to maintained nursery schools/classes not currently offering the extended offer. ○ Promote the Extended FEYE funding to Out of School Clubs and encourage them to register to deliver the FEYE. 	Early Years Team – ongoing
Windmill Hill and Kingsway CCRA – shortage of Out of School Places for 5-10 Year Olds	<ul style="list-style-type: none"> ○ Encourage existing Out of School Clubs to offer a drop off/pick-up service to the schools where there is no provision. ○ Encourage new providers to enter the local childcare market in these areas. ○ Ensure schools in these areas make parents aware that they have the ‘Right to Request’ Wraparound and/or Holiday Care. Schools should work with local providers to offer a service or offer the 	Early Years Team – ongoing

	service themselves. For link to DfE guidance click Here	
OBJECTIVE 2 – PROMOTIONAL ACTIVITY	ACTION REQUIRED	BY WHOM AND WHEN
<p>Continue to promote:</p> <p>Free Early Years Entitlement (FEYE) for 2, 3 and 4 Year olds</p> <p>Tax Free Childcare (TFC) to parents and childcare providers</p> <p>Disability Access Fund (DAF) to childcare providers</p> <p>Early Years Pupil Premium (EYPP) to childcare providers</p> <p>Local Offer website to parents of children with SEND</p>	All via literature, social media, HBC Website, outreach events	<p>Early Years Team, especially FIS – ongoing</p> <p>As above, plus Local Offer Team</p>
OBJECTIVE 3 – ENSURE HALTON CONTINUES TO HAVE A CHOICE OF HIGH QUALITY CHILDCARE IN DIFFERENT AGE GROUPS	ACTION REQUIRED	BY WHOM AND WHEN
Ensure all Halton childcare providers remain high quality	<ul style="list-style-type: none"> ○ Continue to offer support, guidance and training to existing and new childcare providers regarding EYFS, Safeguarding and Welfare requirements and Learning and Development 	Early Years Team - ongoing, especially the Quality Improvement Officer and the Safeguarding and Welfare Officer

26. GLOSSARY OF TERMS AND DEFINITIONS

ABBREVIATION	DEFINITION
CCRA	Children's Centre Reach Area
CSA	Childcare Sufficiency Assessment
DAF	Disability Access Fund
DfE	Department for Education
DLA	Disability Living Allowance
DWP	Department for Work and Pensions
EHCP	Education Health Care Plan
EYPP	Early Years Pupil Premium
FIS	Families Information Service
FEYE	Free Early Years Entitlement
FTE	Full Time Equivalent
HBC	Halton Borough Council
HCYPSP	Children and Young People Safeguarding Partnership
HMRC	Her Majesty's Revenue and Customs
IMD	Index of Multiple Deprivation
PVI	Private, Voluntary and Independent
Ofsted	Office for Standards in Education
ONS	Office of National Statistics
OSC	Out of School Club
SEND	Special Educational Needs and/or Disabilities

Definition of a 'Reach' Area

A Reach Area is a number of wards based around a Children's Centre that is meaningful and accessible to local parents.

27. REFERENCES

[Halton Children & Young People's Plan 2018-2021](#)

www.gov.uk

www.ofsted.gov.uk

[Halton Families Information Service](#)

[Halton council democracy statistics and census information](#)

Halton's Synergy Children's Database (Servelec)

2011 Census

Office of National Statistics

Childcare Provider Surveys 2019

Coram Family and Childcare – Childcare Survey 2019

Child and Family Poverty – Department for Work and Pension Statistics (2011)

Working Together to Safeguard Children (2018)

28. CONTACTS

If you would like any further information regarding this CSA Review, contact:

Gail Vaughan-Hodkinson, Early Years Team Lead on 0151 511 8815
or e-mail: Gail.vaughan-hodkinson@halton.gov.uk

For any general information regarding childcare in Halton, contact:

Families Information Service on 0151 511 7375,
e-mail: haltonfis@halton.gov.uk or visit: www.halton.gov.uk/fis

For advice on how to set up childcare, see document entitled:

“Local Authority Guide to setting up childcare provision on non-domestic premises”.

Click [Here](#)





